

IMPACDOR®

RD-175

Food Processing Plants • Food Service • Retail Stores
Pharmaceutical and Medical Facilities • Light Industrial

The Aleco ImpactDor® RD-175 is a durable, lightweight, attractive door with zinc plated hardware, insulated panel and full perimeter seal ideal for rack, push cart and pallet jack traffic.

The Aleco ImpactDor® RD-175 is designed for effortless swing using the zinc plated upper EZ hinge and 8-3/4" high zinc plated lower jamb guard. The Aleco RD-175 is constructed from rigid PVC sub-frames ultrasonically welded to the 1/8" thick ABS facings available in 12 colors. The internal closed cell foam insulation provides an R-value of 7. The Aleco RD-175 is constructed without wood, glue or rivets and is ideal for wash down applications when ordered with the single pane window option.



Superior perimeter seal design for a superior seal

The Aleco RD-175 features a fully replaceable perimeter seal including the leading edge of each panel. Leading edge seals are extruded from USDA and FDA accepted Neoprene material. Ideal for any application where a durable, tight sealing, insulated, energy saving door is desired.

Dual pane windows

The Aleco RD-175 windows feature dual pane construction for superior insulation qualities. Windowpanes are 1/8" clear polycarbonate mounted in ABS frames for long-term durability.

The RD-175 opens quick and easily with EZ hinge hardware

With the EZ hinge system, the RD-175 operates smoothly and quietly, and includes 8-3/4" high jamb guards. Easy-to-open doors will translate to longer lasting doors and safer personnel and product passage. RD-175 doors open 125 degrees in each direction to accommodate the natural flow of traffic.



EZ Hinge

5-YEAR WARRANTY

(Limited warranty. Contact your Aleco representative for details.)

Custom made to exact size

Most Aleco doors are made to exact size specifications to fit existing door openings. For consistent performance, sizes are customized to 1/8" on every RD-175 door to fit perfectly.



RD-175 Features:

- Internal PVC framework
- Sonic-welded ABS facings - no adhesive or screws
- Zinc plated mounting hardware (Stainless Steel upgrade available)
- Lightweight, insulated full thickness 1-3/4" (44mm) door
- Easily replaceable seals
- Constructed of USDA and FDA accepted materials
- EZ Hinge installs quickly on almost any jamb

Options:

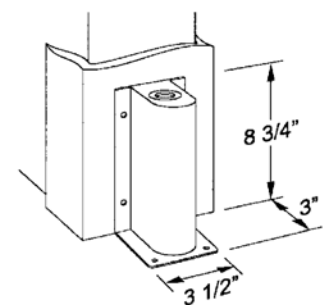
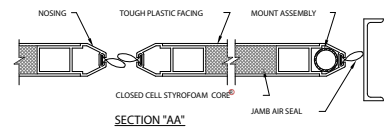
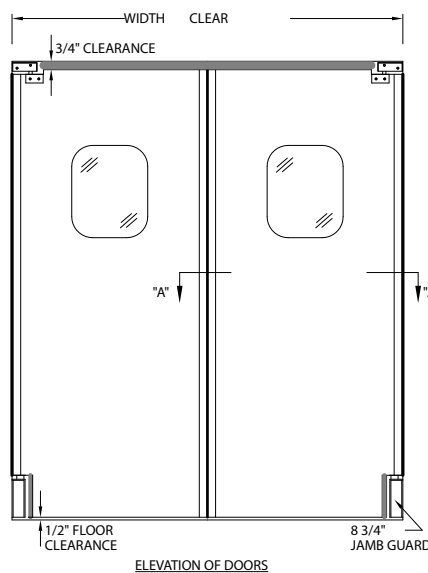
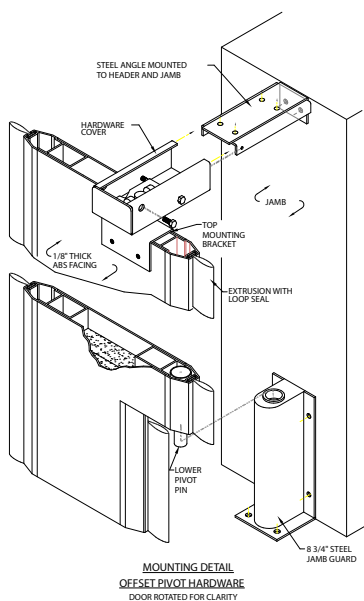
- Choice of decorative colors: *Cloud Gray, Charcoal Gray, Black, Cadet Blue, Cocoa, Chocolate, Beige, Red, White, Royal Blue and Green*
- Molded polyethylene bumpers from 12" to 48" tall
- ABS & stainless steel pad style impact wear panels any height up to 48"
- Washdown package



Frame not included but available as an option.

RD-175 Door Specifications

Mounting Hardware



Standard Jamb Guard:
8 3/4" Zinc Plated Jamb Guard for EZ Hinge Hardware